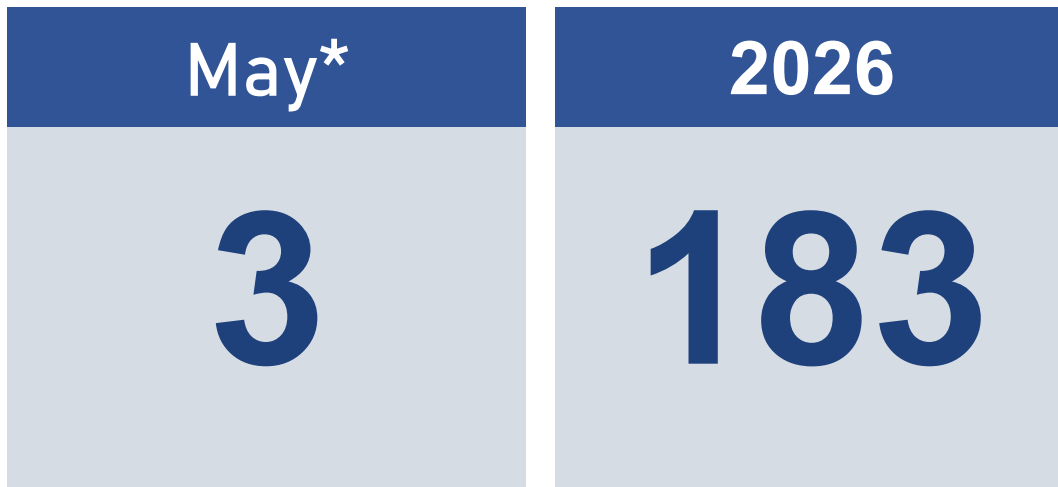


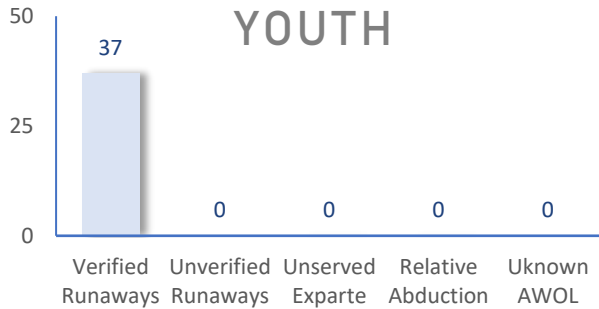
The following statistics show the status and demographics of absent Kansas foster youth and track DCF's successful recovery efforts.

## RECOVERED YOUTH

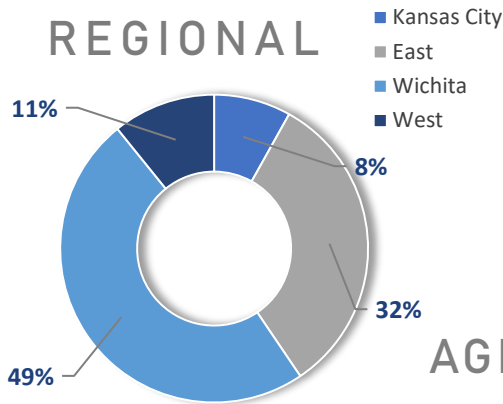


\*A youth may be recovered more than once per month.

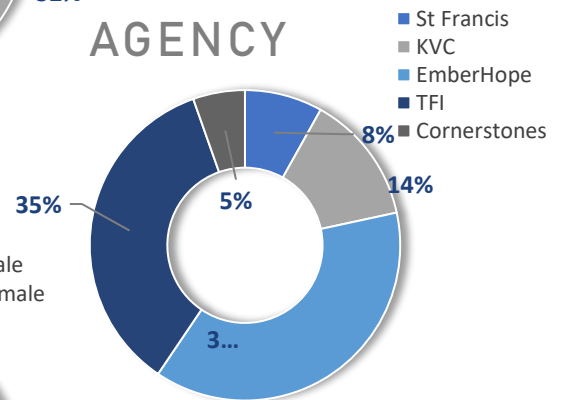
## CURRENT AWOL YOUTH



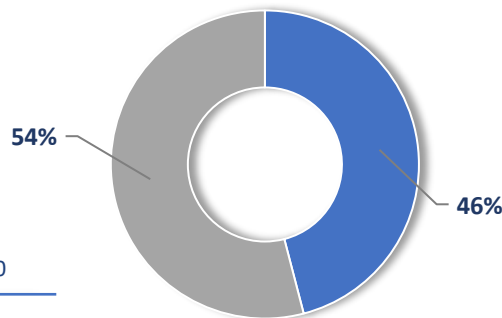
## REGIONAL



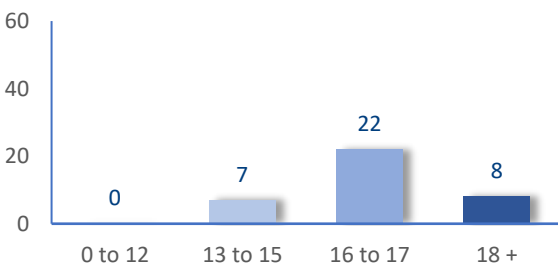
## AGENCY



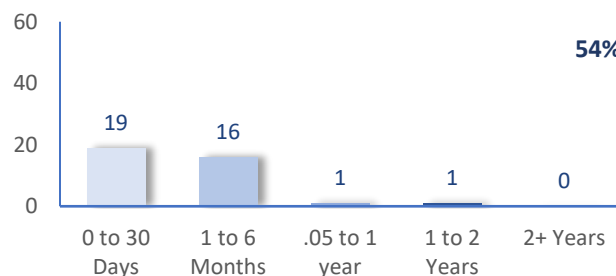
## GENDER



## AGE



## TIME



## DAILY AWOL YOUTH

# 2025

February		March		April		May	
DATE	# AWOL	DATE	# AWOL	DATE	# AWOL	DATE	# AWOL
2	33	2	36	1	51	1	37
3	32	3	36	2	47	4	
4	32	4	40	3	49	5	
5	31	5	38	6	50	6	
6	30	6	37	7	49	7	
9	30	9	40	8	46	8	
10	32	10	40	9	45	11	
11	32	11	39	10	43	12	
12	32	12	41	13	46	13	
13	33	13	40	14	45	14	
16	34	16	42	15	39	15	
17	33	17	44	16	43	18	
18	33	18	43	17	39	19	
19	33	19	45	20	39	20	
20	32	20	46	21	39	21	
23	34	23	47	22	44	22	
24	36	24	49	23	40	25	
25	37	25	51	24	36	26	
26	37	26	48	27	36	27	
27	37	27	48	28	36	28	
		30	45	29	40	29	
		31	48	30	39		